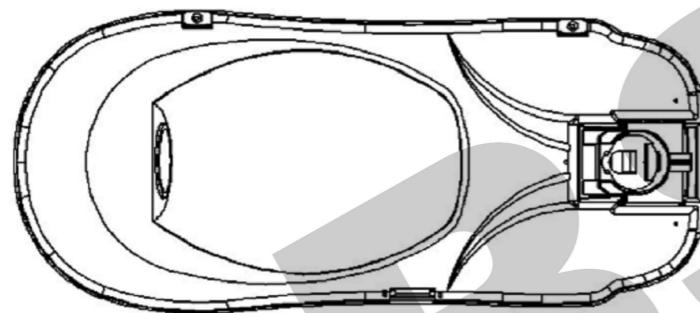
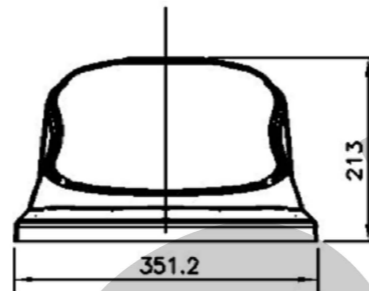



HINGED TOP  
FOR ACCESS  
TO LAMP & GEAR

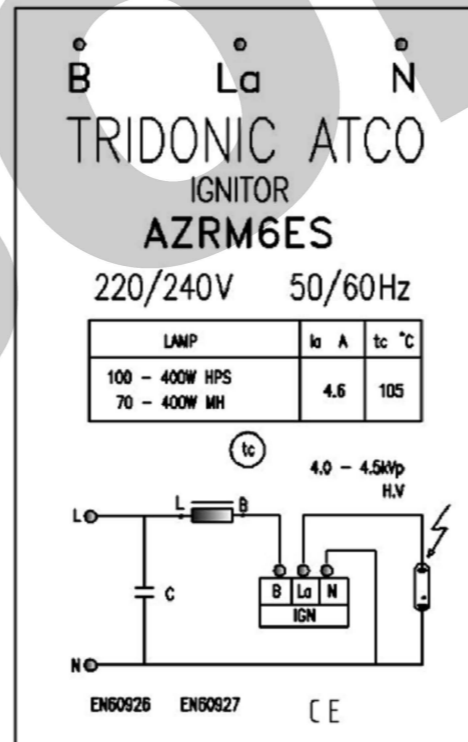


**SPECIFICATIONS:**

BODY : LM6 ALUMINIUM  
COLOUR : SILVER (SIMILAR TO RAL9006)  
SIZE : 800x351x258mm  
WEIGHT : 13.2kg - 250W  
14.2kg - 400W

NOTE : FITTING AVAILABLE WITH OR WITHOUT 10 amp  
NEMA PE BASE (PE CELL SEPARATELY BY OTHERS)

MAJOR COMPONENT SCHEDULE				
ITEM	PART	DESCRIPTION		QTY
		HPS	MH	
1	LAMP	150W - 400W	250W - 400W	1
2	CHOKE	TRIDONIC ATCO		1
3	IGNITOR	TRIDONIC ATCO - TIMED		1
4	CAPACITOR	TRIDONIC ATCO		1
5	LAMPHOLDER	ADJUSTABLE POSITION		1
6	FUSE			1
7	TERMINAL BLOCK	TERMINAL BLOCK		1
8	REFLECTOR	HIGH PURITY		1
9	GLASS	FLAT TOUGHENED SODA LIME		1
10	GASKET	SEALED TO IP66		1



IGNITOR WIRING  
CIRCUIT DETAIL

**NOTES**

- NOT INTERCHANGEABLE WITH SYLVANIA B 3000 SERIES OSRAM OPN250 SONT OR MERCURY VAPOR LANTERNS

NO	DESCRIPTION	DRN	DATE	CKD	APPD
2	OBSOLETE	A.N.	AUG'21	C.C.C.	B.V.
1	TITLEBLOCK & DRAWING NUMBERS FORMATTED	K.T.	APR'19	C.C.	C.C.
0	ISSUED FOR CONSTRUCTION	J.C.	NOV'07	B.C.	S.C.
AMENDMENTS					

**PowerWater**  
NORTHERN TERRITORY

DES	B.C.	POWER STANDARD DRAWING		
DRN	J.C.	<b>MAJOR ROADS - FLAT GLASS (250 - 400W) THORN CIVIC 3</b>		
CKD	B.C.			
APPD	B.C.			
SCALE	N.T.S.			
ISSUED	NOV'07	A3	DRAWING NUMBER	S03-01-04-12
ALL DIM.	IN mm			
DRAFTING STANDARD TO A.S.1100		CAD PRODUCT - DO NOT AMEND MANUALLY		AMDT