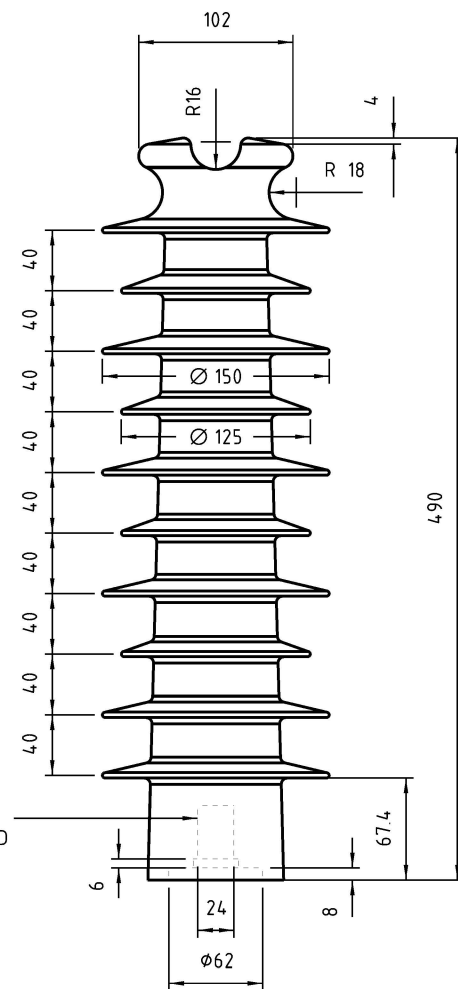


TOP VIEW


1:5



FRONT ELEVATION

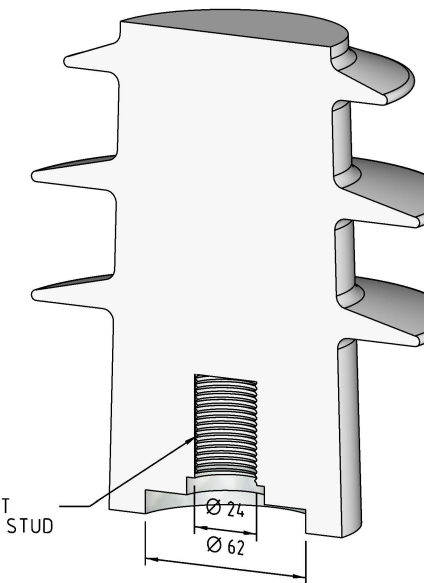
N.T.S.

M24 STEEL INSERT FOR GALVANISED STUD



ISOMETRIC VIEW

N.T.S.



CUT ISOMETRIC VIEW

N.T.S.

CYCLOALIPHATIC
VERTICAL LINE POST INSULATOR
ITEM NUMBER: 300467

NOTES:

1. INSULATOR TO COMPLY WITH AS 62217.
2. USE ANIMAL GUARDS AS PER DRAWING S01-02-02-45
3. REFER TO S01-01-04-44 FOR MOUNTING STUDS

BRIEF SPECIFICATION

HIGHEST VOLTAGE FOR EQUIPMENT (kV)	24kV
LINE VOLTAGE (kV)	22kV
IMPULSE WITHSTAND VOLTAGE (kV)	150kV
DRY POWER FREQUENCY WITHSTAND VOLTAGE (kV)	90kV
WET POWER FREQUENCY WITHSTAND VOLTAGE (kV)	73kV
DRY ARC DISTANCE	480mm
CREEPAGE	1020mm
CANTILEVER (kN)	11kN
MINIMUM TENSILE FAILING LOAD	>20kN
WEIGHT (APPROXIMATE)	5kg

3	UPDATED NOTE 1. ADDED NOTES 2 & 3.	A.N.	JUL'21	C.C.C.	B.V.
2	TITLEBLOCK & DRAWING NUMBER FORMATTED	K.T.	MAR'19	C.C.	C.C.
1	NOTE ADDED & UPDATED TO 3D MODEL	C.C.	DEC'18	B.V.	B.C.
0	ISSUED FOR CONSTRUCTION	A.S.	MAR'02	F.R.	-
NO	DESCRIPTION	DRN	DATE	CKD	APPD
AMENDMENTS					



DES	M. BOCK	POWER STANDARD DRAWING			
DRN	A. SCHMID	INSULATORS LINE POST CYCLOALIPHATIC 22kV COMPLETE			
CKD	M. BOCK				
APPD	C. FOO				
SCALE	AS SHOWN				
ISSUED	MARCH 2002	A3	DRAWING NUMBER	S01-01-03-10	
ALL DIM.	IN mm			AMDT	
DRAFTING STANDARD TO A.S.1100			CAD PRODUCT - DO NOT AMEND MANUALLY		